



What does he look like?

{Grade/Class}

Lesson {-}



Today

1. Look and Say:

2. Listen and Repeat:
New Key Expression

3. Talk together:
Who's your pick?

4. Speak and Play:
Spy Game

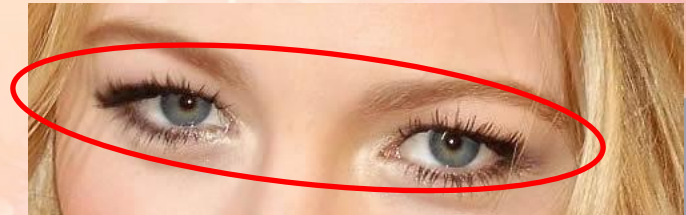


1. Look and Say: **Review**

Big



Small



eyes

Big



Small



lips

Tall



Short



Freckles

FR-e-ck-l-s



Long hair



Short hair



Kind(s) of Hair

Curly hair



Straight hair



Color


Red



Black



Blonde



Color

Brown



Grey





2. Listen and Repeat: **New Key Expression**

New Expression

She has
right?

big blue eyes

He has
right?

big blue eyes

Practice: Listen

She has **big lips** ,
right?



Practice: Speak

He has
right?

small lips



The background features a warm, orange-to-yellow gradient at the top, transitioning into a pink and purple floral pattern at the bottom. Several white, star-like geometric shapes are scattered across the upper half. A dark red rectangular box is positioned in the center, containing the text.

3. Talk together:
Who's your pick?

Describe



Describe



Teacher Choose





Student Choose



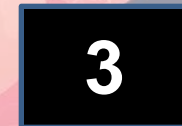
4. Speak and Play: **Spy Game**

Slick Fox Game




ElementaryRescu
e
TPT





Your **card** will be a
number or a spy picture.





**Do not show your
card!**



Statement/Question: That's Jason.

1

He is tall, right?

4

He has curly hair,
right?

2

He has blue eyes,
right?



ANYTHING

3

He has freckles, right?



Check the TV for what you should say.
Spy's can say **any** of the 4 answers.

Bye.



4

Bye.



3

REVIEW

curly hair,

Yes!

4

4

REVIEW

He has
curly hair,
right?

Yes!

4

4

4

He has
curly hair,
right?

Yes!


4

4

4

4

REVIEW




When you have 4 people go to {Teacher's Name}.

{Teacher's Name} will count 1, 2, 3. Everyone show your cards.

If you all same card you get a point each. BUT





If someone has a spy card. The spy gets 2 points and everyone gets 0.



Ready?



Statement/Question That's Tony.

1

He has brown eyes, right?

4

He has straight hair, right?

2

He has blonde hair, right?



Anything

3

He is short, right?



Stop!



Ready?



Question That's Emily.

1

She has freckles,
right?

4

She is green
eyes, right?

2

She has red hair,
right?



Anything

3

She is tall, right?



Stop!



Ready?



Question That's Sora.

1

She is short,
right?

4

She has brown
eyes, right?

2

She has
curly hair, right?



Anything

3

She has short
hair, right?



Stop!



Ready?



Statement/Question That's Joe.

1

He has brown eyes, right?

4

He has straight hair, right?

2

He has blonde hair, right?



Anything

3

He is short, right?



Stop!



Ready?



Question That's Kim.

1

She has freckles,
right?

4

She is green
eyes, right?

2

She has red hair,
right?



Anything

3

She is tall, right?



Stop!



Ready?



Question That's Kelly.

1

She is short,
right?

4

She has brown
eyes, right?

2

She has
curly hair, right?



Anything

3

She has short
hair, right?



Stop!



Ready?



Statement/Question That's Nick.

1

He has brown eyes, right?

4

He has straight hair, right?

2

He has blonde hair, right?



Anything

3

He is short, right?



Stop!



Ready?



Statement/Question That's Ty.

1

He has brown eyes, right?

4

He has straight hair, right?

2

He has blonde hair, right?



Anything





3

He is short, right?





Stop!

1	2	3	4	5	
1	2	3	4	5	
1	2	3	4	5	
1	2	3	4	5	
1	2	3	4	5	

Review

She has **red hair** ,
right?



Have a nice week!



ElementaryRescu

e

TPT

Thanks so much for purchasing my Lesson. Your support is truly wonderful. I know that your class will enjoy both the game and lesson . I want to make sure that everything goes smoothly for you! If you have any question or concerns, please feel free to contact me: jane.planning@gmail. I will response and try to help in any way I can. I do have a few things to tell you about this lesson, but I will make it short. :)

What does he/she look like? (LESSON)

1. Feel free to follow or adjust this lesson to your needs and teaching style.
2. I believe in a **student centered** classroom.
3. Print out **slides 63-70 in colors**, and **laminates front and back**.
4. For the game you simply need to **print out the numbers and the sly fox cards**, and give each student one. **Their number corresponds to the number on the screen.**
6. There is music on each slide in the game, you can choose to disable or change it if you like.

Thanks for your purchase!

PLEASE let me know what you think of the material and leave feedback!

Also, feel free to tell others about my material: ElementaryRescue ☺

If you want the lesson plan, please visit my page and download it for free.

Please Print, and laminate
each page back to back.

You may choose to follow this lesson as
I implemented it, or adjust it into your
own teaching.

Print out this slide colored, laminate front and back (keep the like colors together).

- **Use for slides 19 & 20.** There are **key facts about each person** on slides 4,6, and 8.
- Have the picture facing forward. Then tell the students you will choose one. However; you won't tell them which one. **They have to guess.** They must use the key expression they learned, and you will **tell them yes or no.**
- If a student gets your number right, have
- that student (or choose another student) mimic the exercise.

- Once you've allowed two – three other students to mimic the exercise and the class has guessed correctly. Then you can tell the students about each person.
 - You may ask:
 - “Which do you think is Korean?”
 - “Which do you think played in Mario?”
 - “Which do you think is the richest?”
 - “Which do you think is an actor/actress?”
- It is a good exercise to get them to look past looks alone, as many may think incorrectly about each person.
- This may help keep this lesson from only being skin deep. 😊



1

Chanel Iman

1

Korean
American
Model



2

Bob Hoskins

2

Played Mario
in the Super
"Mario
Movie"
Actor



3

Margaret Cho

3

American
Actress



4



Prince George Alexander Louis

3 years old

4

Richest kid
in the world
\$1 billion