
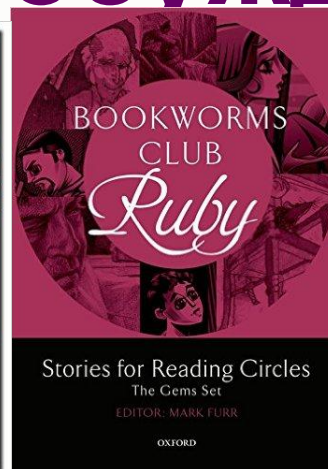
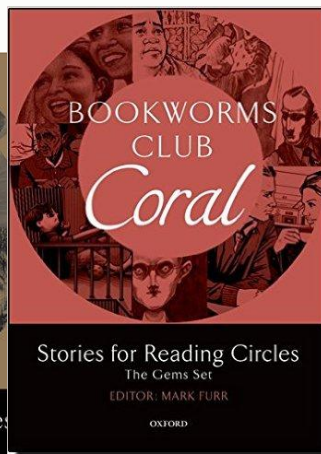
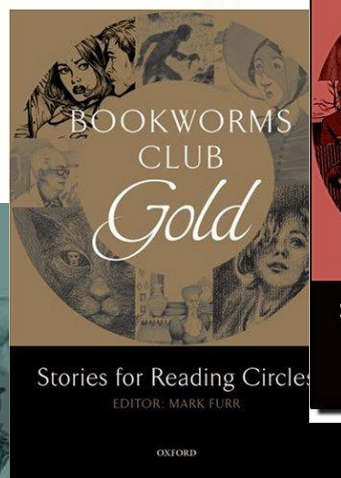



Oxford Reading Circles от чтения –к обсуждению



Чекчурина Ольга Юрьевна

www.bookshop247.com

Problems learners have with reading:

- No reason to read
- No purpose while reading
- Try to understand every word i.e they read *intensively* all the time
- No application of real-life/mother tongue reading skills

We can focus on:

CHARACTER

PLOT

SETTING

We can give learners
a reason and a
purpose to read AND
develop effective
Reading Skills



The world of Reading in English

- Jolly Phonics – We learn how to read
- Oxford Reading Owl – tales and stories to be read aloud
- Adapted books for Reading
- CLIL Reading from A1 to C1
- **Reading and Discussing –Oxford Reading Circles**
- Reading and making conclusions
- Reading for academic and professional purposes

READING FOR
PLEASURE

What are **Reading Circles**?

- **Usually six Roles:**

Discussion Leader

Summarizer

Connector

Word Master

Passage Person

Culture Collector



Oxford Reading Circles

Winner
ELT Innovaton
Award
British Council



are small groups of students who meet in the classroom to talk about stories. In a Reading Circle, each student plays a different role in the discussion

- **Discussion Leader** – leads the discussion
- **Summarizer** – summarizes the characters and the plot
- **Connector** – finds connections between the story and the real world
- **Word Master** – looks for important words and phrases
- **Passage Person** – looks for important passages in the story
- **Culture Collector** – looks for cultural points for discussion

The Reading Circle

Cul
tur
e
Col
lec
tion
Pas
tag
e
Per
son
al
Ma
ste
r

Dis
cus
sion
Le
ad
er
Sum
mar
izer
Co
nn
ect
or



The Discussion Leader's job is to...

- Read the story twice, and prepare at least five general questions about it.
- Ask one or two questions to start the Reading Circle discussion.
- Make sure that everyone has a chance to speak and joins in the discussion.
- Call on each member to present their prepared role information
- Guide the discussion and keep it going

The Summarizer's job is to...

- Read the story and make notes about the characters, events, and ideas.
- Find the key points that everyone must know to understand and remember the story.
- Retell the story in a short summary (one or two minutes) in your own words.
- Talk about your summary to the group, using your writing to help you.

The Connector's job is to...

- Read the story twice, and look for connections between the story and the world outside
- Make notes about at least two possible connections to your own experiences, or to experiences of friends and family, or to real-life events.
- Tell the group about the connections and ask for their comments or questions

The Word Master's job is to...

- Read the story, and look for words or short phrases that are new or difficult to understand, or that are important in the story
- Choose five words that you think are important for this story
- Explain the meanings of these words in simple English
- Tell the group why these words are important for understanding this story

The Passage Person's job is to...

- Read the story, and find important, interesting, or difficult passages.
- Make notes about at least three passages that are important for the plot, or that have very interesting or powerful language.
- Read each passage to the group, or ask another group member to read it.
- Ask the group one or two questions about each passage

The Culture Collector's job is to...

- Read the story, and look for both differences and similarities between your own culture and the culture found in the story.
- Make notes about two or three passages that show these cultural points
- Read each passage to the group
- Ask the group some questions about these, and any other cultural points in the story

Quick demo version



- Wooden hut
- Baba Yaga the witch
 - Dowry
- Outlaws in the forest
- Flying jet mortar

- When you behave, you will be human again
 - Is it cold, is it freezing, my dear?



Evil stepmother
Weak father
Smart young man
Industrious girl
Lazy girl

- Adoption pitfalls
 - Step siblings
- Looking for better fate
 - Unsafe forest journey
- Advantages of fitness for young men



Novel: _____ Chapter: _____ Student: _____

Meaningful Quote

“

”

Illustration

https://elt.oup.com/catalogue/items/global/graded_readers/bookworms_club/?cc=sk&sellLanguage=sk&mode=hob

Real World Connection

Discussion Questions


- 1) _____

- 2) _____

- 3) _____


Серия адаптированных книг для чтения, разработанных по программе 'Oxford Reading Circles'

Inside Bookworms Club (10)




Bronze (Stages 1 and 2)
978-0-19-472000-7

Short stories from Oxford Bookworms
with a unique set of resources and
informati...



Silver (Stages 2 and 3)
978-0-19-472001-4

Short stories from Oxford Bookworms
with a unique set of resources and
informati...



Pearl (Stages 2 and 3)
978-0-19-472004-5

Short stories from Oxford Bookworms
with a unique set of resources and
informati...

ISBN	Title
978-0-19-472010-6	Bookworms Club Stories for Reading Circles Teacher's Handbook
978-0-19-472006-9	Bookworms Club Stories for Reading Circles Ruby (Stages 4 and 5)
978-0-19-472005-2	Bookworms Club Stories for Reading Circles Coral (Stages 3 and 4)
978-0-19-472004-5	Bookworms Club Stories for Reading Circles Pearl (Stages 2 and 3)
978-0-19-472007-8	Bookworms Club Stories for Reading Circles Platinum (Stages 4 and 5)
978-0-19-472009-0	Bookworms Club Stories for Reading Circles Teacher's Handbook
978-0-19-472008-3	Bookworms Club Stories for Reading Circles Diamond (Stages 5 and 6)
978-0-19-472002-1	Bookworms Club Stories for Reading Circles Gold (Stages 3 and 4)
978-0-19-472000-7	Bookworms Club Stories for Reading Circles Bronze (Stages 1 and 2)
978-0-19-472001-4	Bookworms Club Stories for Reading Circles Silver (Stages 2 and 3)

https://elt.oup.com/catalogue/items/global/graded_readers/bookworms_club/?cc=sk&sellLanguage=sk&mode=hub ресурсы в интернете

Бесплатные ресурсы и методические рекомендации к программе 'Reading Circles' для учащихся

Скачать материалы для 'Oxford Reading Circles' можно в разделе 'Teacher's Club' OUP


[Домашняя страница](#) | [Каталог](#) | [Учительский клуб](#)

[Домашняя страница](#) > [Oxford Teachers' Club](#) > [Graded Readers](#) > [Oxford Bookworms Club Reading Circles](#)

Oxford Bookworms Club Reading Circles

[Информация о продукции](#) | [Учебные ресурсы](#)

Bookworms Club Bronze, Silver, Gold, Platinum, Diamond, Pearl, Coral and Ruby – Stories for Reading Circles: eight collections of short stories from Oxford Bookworms with a unique set of resources for running successful Reading Circles. The full Teacher's Handbook, including photocopiable materials, is available here.



[Share](#) [Print](#)

The Teacher's Handbook for Bookworms Club – Reading Circles is available free in PDF format for download. Answers to Story Activities are also available for download.

Introduction to Bookworms Club PDF (15 KB)	Reading Circles PDF (134 KB)
Introduction to Bookworms Club Story Activities (58 KB) PDF (57 KB)	Photocopiables PDF (435 KB) (Role Sheets with Examples, Reading Circles Schedule Chart, Role Badges)
Expansion Activities PDF (67 KB) (with photocopiable Plotting the Pyramid graphic)	Answers to Story Activities <ul style="list-style-type: none">Bronze PDF (62 KB)Silver PDF (60 KB)Gold PDF (60 KB)Platinum PDF (80 KB)Diamond PDF (83 KB)Coral PDF (43 KB)Pearl PDF (43 KB)Ruby PDF (47 KB)

Сайт для учащегося

Test yourself with our **Level Test** and discover which level of Bookworms is perfect for you!

[Посетите сайт для учащегося](#)

Get involved

[Twitter](#) [Facebook](#) [Google+](#) [YouTube](#) [LinkedIn](#)

Find out how Oxford University Press is bringing English language teachers and trainers together with Social Networking.

[Find out more](#)


Чтение вслух –кто? Что? Когда? Кому?

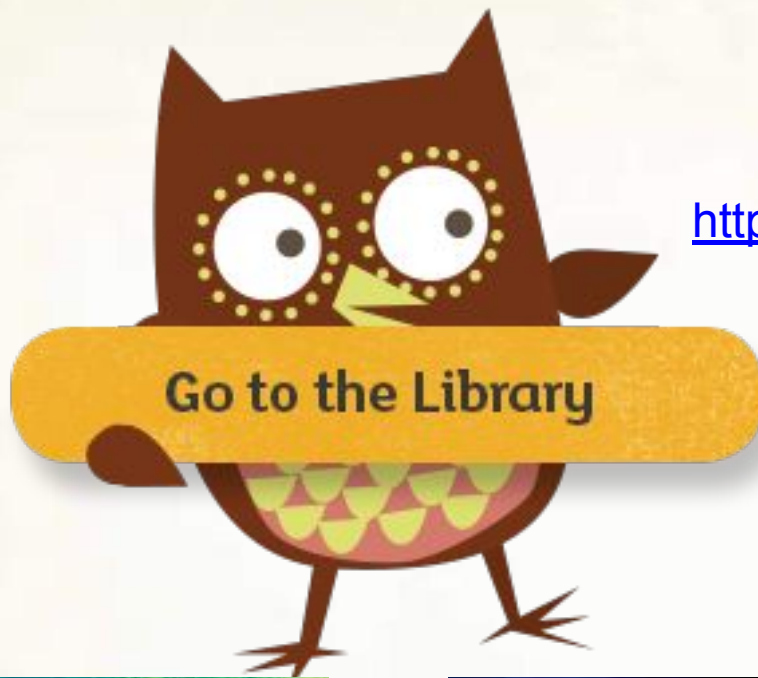


Storytelling videos



<https://www.oxfordowl.co.uk/for-home/reading-owl/find-a-book/storyteller-videos/> актёры читают для детей- руководство к действию для учителей,

- слушаем сказку или историю
- Имитируем актёрские и декламационные приёмы чтеца на видео
- Отрабатываем произношение
- Разыгрываем историю по ролям
- Записываем свои видео с чтением и драматизацией книг и рассказов – и выкладываем плиткой на сайт школы, как на микросайте 'Storytelling videos'






http://bookshop247.com/shop/CID_33.html



Reading Circles можно применять и к художественным фильмам!



<https://www.youtube.com/watch?v=tzfheHWQjs4>

экранизация на русском языке

https://www.youtube.com/watch?v=abp_LeMVck0&list=PLGmBHQDYQAMbPqIWlhnTlao4NrVo16RWO

экранизация на английском языке

Ресурсы по теме

- <https://www.oxfordowl.co.uk/for-home/reading-owl/reading> развиваем читательскую культуру с раннего возраста с Оксфордской Читающей Совой
- <https://www.oxfordowl.co.uk/for-home/reading-owl/find-a-book/storyteller-videos/> актёры читают для детей- руководство к действию для учителей, родителей и детей
- http://bookshop247.com/shop/CID_33.html выберите свою книгу, составьте свою библиотеку
- <http://www.labirint.ru/poetry/> конкурс чтецов на русском языке – «Дети читают стихи» от Лабиринт.ру