

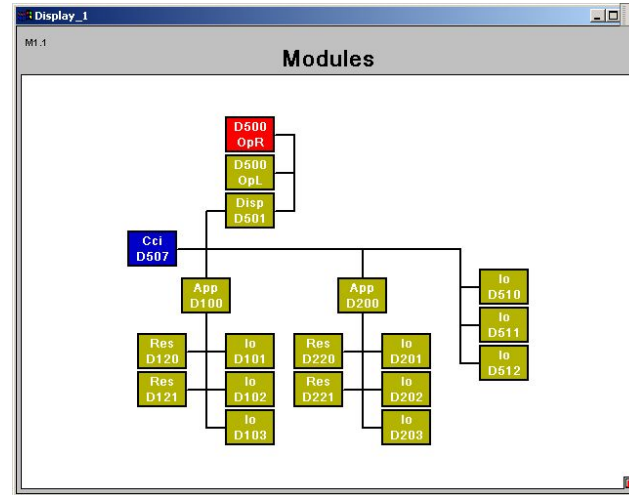
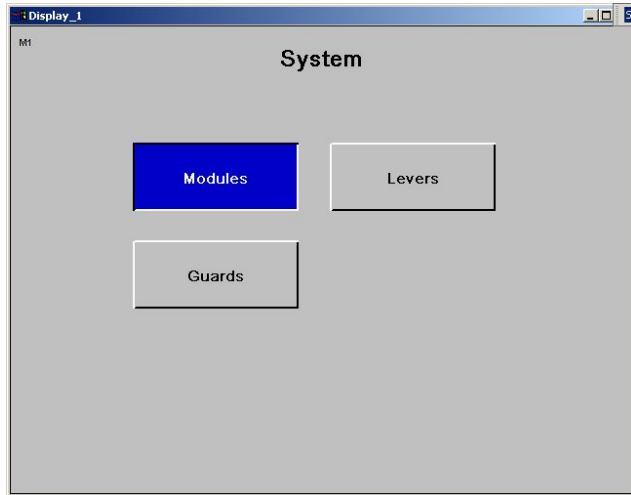
# Fault finding



Systematic fault finding

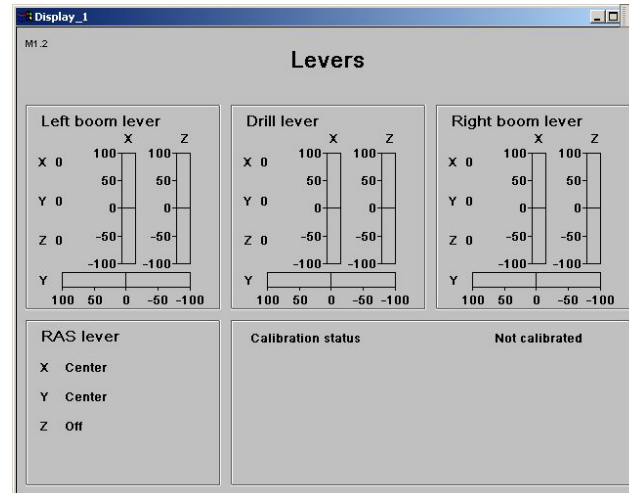
# Fault finding

## Integrated diagnostics



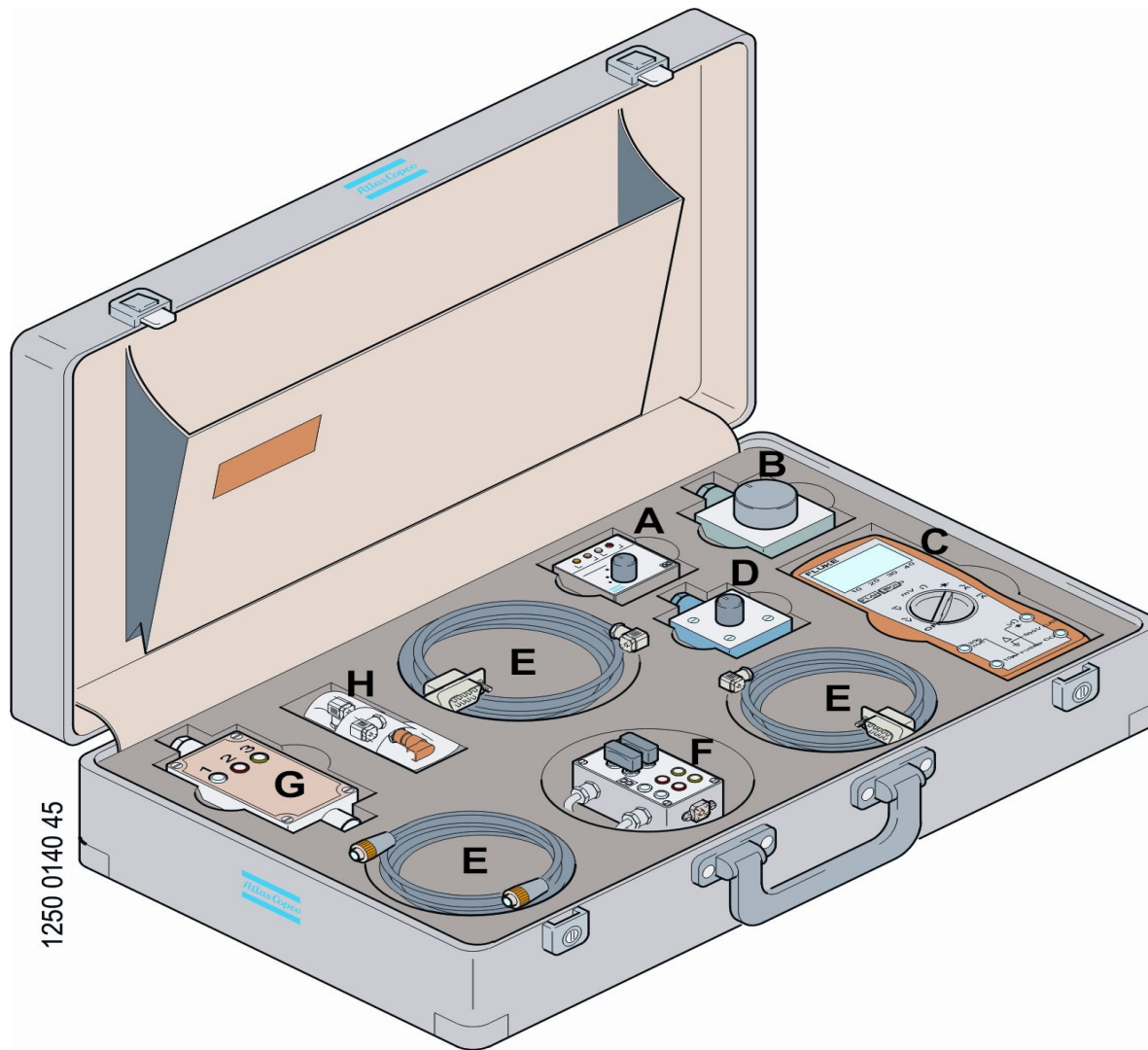
The 'Guards' window (M1.3) displays a table of sensor data. A dropdown menu at the top right is set to 'Boom 1'.

Sensor	Value	Module	Contact	Marking
Emergency stop tripped	0	D510	X11a	S133
Hydraulic oil filter clogged	0	D510	X24a	B139
Power supply alarm	0	D512	X8	B187
Hydraulic oil level low	0	D512	X14	B143
Hydraulic oil temperature high	0	D512	X6	B362
Compressor temperature high	0	D510	X24b	B366.1
Extra compressor temperature high	0	D512	X17	B366.2
Lubrication oil level low	0	D511	X16a	B380
Diesel engine	0	D510	X11b	B373
Electric motor	0	D510	X16a	B186.1



# Fault finding

## Tools / Instructions




1250 0140 45

Atlas Copco  
Maintenance

Atlas Copco

# Systematic fault finding

## Theory





# Systematic fault finding

## Theory



**We are committed to your  
superior productivity through  
interaction and innovation.**



*Atlas Copco*

