

**Урок английского языка в 5  
классе  
по теме  
«At home»**

**U:** room, bathroom, bedroom

**O:** wall, hall, floor, door, small

**tʃ** kitchen, chair, armchair, watch, picture


**W** window, where, why, what, when

**eə** where, chair, share, there



## In my room

In my room,  
There is one bed  
In my room,  
There are two lamps  
In my room,  
There are three dolls  
In my room,  
There are so many things!



**Read the poem  
and guess the topic of our lesson**



# A TONGUE TWISTER

There is a **house** in the city, in the house there is a **flat**, in the flat there is a **room**, in the room there is a **table**, on the table there is a **cage**, in the cage there is a **parrot**, and the parrot is singing:



*“Parrot in the cage, cage on the table, table in the flat, flat in the room, room in the house, house in the city. That is the key of the house!”*



# Proverbs about home (пословицы о доме)



- Home, sweet home.
- My home is my castle.
- There is no place like home.
- East or west , home is best.
- Home is where the heart is.

Дом, милый дом.

Мой дом - моя крепость.

Нет ничего лучше родного дома.

В гостях хорошо, а дома лучше.

Дом там, где твоё сердце.



**Hello! My name is Tim.  
I am eleven years old. I am  
from the USA.**



I want to show you  
my ...



**house**



**flat**

**Let's go to my house.**

**Let's go today.**

**I will show you all the rooms**

**Where I study and play.**





# What room is it?



**living room**

# What room is it?



**bedroom**

# What room is it?



**kitchen**



# What room is it?



hall


# Table



# Chair



# Bookcase





**ARMCHAIR**



# BED





**LAMP**

# SOFA



# Carpet



# fridge



# cooker



# WHAT CAN YOU DO IN THE .....?

cook lunch

water flowers

in the garden

water flowers

in the garage

wash hands

in the hall

read a book

in the bedroom

I can

do homework

in the bathroom

watch TV

in the living room

play (computer) games

in the kitchen

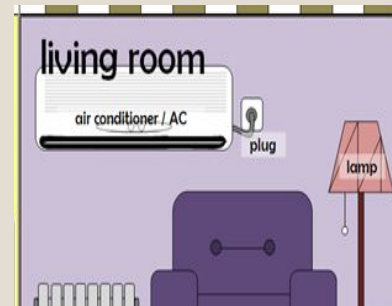
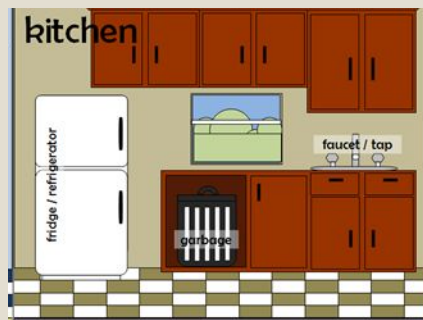
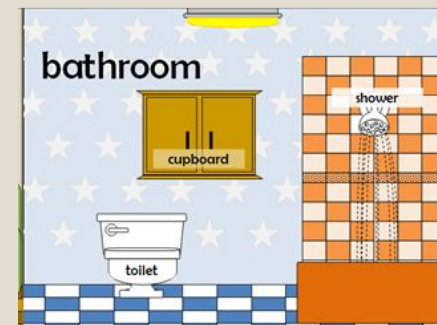
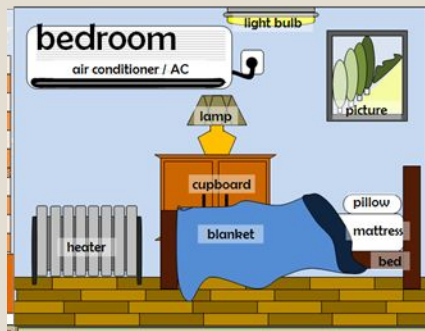
meet friends

In the dining room





# ASK YOUR CLASSMATE:

## «WHAT CAN WE DO IN THE .....?»»







Конструкция **there is (there are)** сообщает о месте нахождения того или иного предмета, лица, информация о которых еще неизвестна.

There is a book on the table. На столе (находится) книга.  
единственное число


There are some roses in the garden. В саду (находятся) розы.

множественное число

# **There is / There are**

**There is** a chair in the living room.

**There are** two chairs in the living room.



**There is / there are ... in the ... .**



**There is / there are ... in the ... .**



**There is / there are ... in the ... .**





**There is / there are ... in the ... .**





**Is there** a chair in the living room?

**Yes, there is.**

**No, there isn't.**

**Are there** two chairs in the living room?

**Yes, there are.**

**No, there aren't.**



## MAKE THE SENTENCES:

1) flat / two / beds / in my friend's / There are

**There are two beds in my friend's flat.**

2) is / no / TV / room / There / in my

**There is no TV in my room.**

3) There / two / lamp / between / is / a / desks

**There is a lamp between two desks.**

4) Any / flowers / in / are there / your room ?

**Are there any flowers in your room?**

5) There / desk / computer / is / a / on Jim's

**There is a computer on Jim's desk.**

**Now tell me about  
your house.**



1. Where do you live? (**house / flat**) I live in ... .
2. Is your flat big or small? **My flat is** ... .
3. How many rooms are there in your flat? **There are**... .
4. What rooms are there in your flat? **There is a** ... .
5. What furniture is there in your flat? **There is / there are** ... in ... .
6. Do you like your flat?

**Good bye!!!**



# PLAN

1. It is a (flat, block of flats, house).
2. It has got \_\_\_\_\_ rooms. They are: \_\_\_\_\_
3. It is on the \_\_\_\_\_ floor.



# **HOMEWORK**

**Нарисовать план дома или квартиры  
своей мечты, подписать названия  
комнат и выучить новые слова, с  
которыми мы познакомились на  
уроке, Workbook p.29.**