



M
O
S
C
O
W

GRAMMAR SCHOOL 1567



SAFETY IN THE INTERNET



THE AIM OF THIS PRESENTATION IS:

- **Identify the potential risks of using the Internet with students**
- **Realize how cyberbullying can affect students and make suggestions in order to resolve it**
- **List a set of rules to keep children safe on the Internet**
- **Recommend a number of sites which can be used by children, teachers and parents to help them manage the risks of the Web**

Advantages of using the Internet:

- Information to support homework
- Leisure activities such as music, films and sports
- Chat live, play online games and share files with people from around the world
- Publish information about yourself and your interests on personal web pages
- Find other people who share your obsessions



Disadvantages

- Social isolation
- Wasting time on games
- Terrorists' communication via the Net
- Planting viruses
- Stealing information
- Health hazards of sitting front of the screen and all sense of time



Risks of the internet

- Inappropriate content
- Unreliable information
- Levels of violence in video games
- Identity theft
- Unwanted contacts by strangers
- Internet addiction




Cyberbullying -

the use of **ICT**, particularly **mobile phones** and the **Internet**, deliberately to hurt or embarrassed another person.

What's different about cyberbullying?

- **Clock around invasion of personal space**
- **Anonymity**
- **Large audience/high speed of message delivery**
- **The bully and the target**



How does C. work?

- **Text Messaging Harassment**
- **Stealing Passwords**
- **Blogs**
- **Web Sites**
- **Sending Pictures through E-mail and Cell Phones**
- **Internet Polling**
- **Interactive Gaming**
- **Sending Porn and Other Junk E-Mail and IMs**

How to Prevent Cyberbullying?

- Understanding and talking about cyberbullying
- Updating existing policies and practices
- Making reporting cyberbullying easier
- Promoting the positive use of technology
- Teaching critical thinking on websites
- Teaching Netiquette



You and Cyberbullying

	Students	Teachers
• Have been cyberbullied	30%	25%
• Have cyberbullied	36%	-
• Have been bullied by mobile	19%	10%
• Have bullied via mobile	15%	-
• Have taken scenes of		
• violence on mobile	11%	-
• How to react:		
• 1. Not to visit social sites	15%	-
• 2. To ignore	14%	25%
• 3. Don't know	20%	75%
• Do we need regulations at		
• school:		
• 1. Yes	14%	30%
• 2. No	59%	25%



Resources for the lessons

- **You Tube -**

<http://www.youtube.com/watch?v=fNumIY9D7uY>

- **Kidsmart -**

<http://www.kidsmart.org.uk/skills-school/>

- **Digizen.org -** <http://www.digizen.org>

- **Daily Mail**

<http://www.dailymail.co.uk/news/>

- **BBCNews -** <http://www.bbc.co.uk/>


The aims of our lessons

- 1. To teach students to be **SMART** on the Net
- 2. To identify and tackle **instances of CYBERBULLYING**
- 3. To provide practical advice and information on **HOW TO PREVENT CYBERBULLYING**
- 4. Prepare leaflets, posters and presentations with the students

Course Books

Opportunities:

- **Pre-intermediate** – ‘Communication’, ‘The Web’
- **Intermediate** – ‘The Media’, ‘Schools’, ‘Mind Your Manners’, ‘Civilised?’
- **Upper-Intermediate** – ‘Artificial Intelligence’, ‘Society’, ‘Conflict Resolution’



Integration:

- **IT lessons**
- **Foundations of Life Safety**
- **Children-parents meetings**
- **School conferences**
- **Staff meetings**



THANK YOU