

# THE FUTURE TENSES

*And Other Ways Of  
Expressing Future  
Actions*

Welcome

# FUTURE SIMPLE

**Will/Won't+V (нач. форма глагола)**

I will play... / I'll play...

He will not read.../He won't read...

Will they watch?- Yes, they will/No, they won't.



***Tomorrow, the day after tomorrow,  
next week/ month / year, tonight,  
soon, in a day, in 2 months.***

# USE:



- Прогнозы на будущее, основанные на размышлениях, воображении со словами *think, believe, expect, imagine, I'm sure, I hope, I'm afraid, probably, perhaps, maybe.*

*Maybe, we'll visit Grandma tomorrow.*

*I think the weather will be fine.*

- Обещания, угрозы

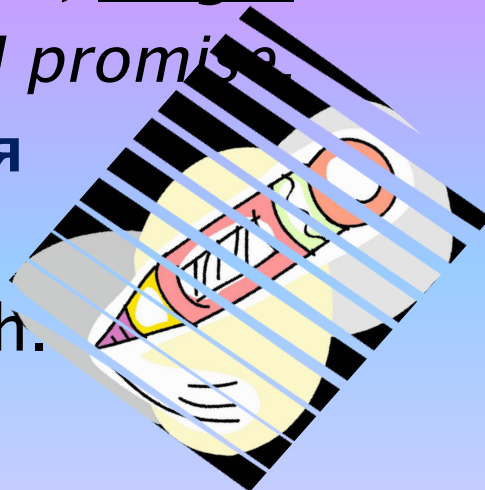
*-If you don't come on time, I'll go without you.*

*-I'll be there at 5 sharp, I promise.*

- Моментальные решения

*-I'm hungry.*

*-I'll make you a sandwich.*



# FUTURE CONTINUOUS

## Will+be+Ving

I will be cooking/I'll be cooking...

He won't be sleeping...

Will you be drawing...?-Yes, I will./No, I won't.

***This time tomorrow,  
next Sunday at 10 am,  
tomorrow from 4 till 6 pm***



# USE:



- Действия, которые будут происходить в определенное время в будущем.

*Tom will be writing a test at 3pm tomorrow.*

- Действия, которые точно произойдут в результате договоренности.

*Next Sunday at 11am they'll be driving to Moscow.*

- Вежливые вопросы о планах на ближайшее будущее.

*-What will you be doing tomorrow at about 7pm?*

*-I'll be watching a DVD with my friend. Will you join us?*

*-I'd love to.*




# FUTURE PERFECT

**Will+have+Ved/V3**

He will have done/He'll have done...

They won't have finished...

Will you have written...? –Yes, I  
will./No, I won't.



***Before, by, by then,  
by the time,  
until/till***

# USE:

- Действие, которое закончится к определенному моменту в будущем.

*They will have bought a house by the end of the year.*

*She'll have cooked dinner by 6 pm tomorrow.*

- ❖ После временных выражений the time, until/till, before мы используем Present Simple, т.к. они вводят придаточные предложения.

*By the time you arrive, I'll have cleaned the flat.*

*He'll have done his homework before his parents come home.*

- ❖ Как правило, until/till используются в отрицательных предложениях.

*Sam won't have fixed the car until/till this evening.*



# TO BE GOING TO


**to be (am/is/are) going to...**

I'm going to read.../He's going to read.../We're going to read...

I/m not going to do.../She isn't going to do.../They aren't going to do...

Are you going to stay...?- Yes, I am./No, I'm not.

***Tomorrow, next Sunday,  
soon, in a day, in a week...***





# USE:



- **Планы, намерения.**

*I'm going to travel in summer.*

*We're going to visit Grandma next weekend.*

- **Прогнозы на будущее, основанные на фактах.**

*The sky is dark, it's going to rain.*

*I'm in a traffic jam, I'm going to be late again!*

- **Действия, в совершении которых мы почти уверены.**

*My friends and I are going to play football after school, if we don't have too much homework.*

*She's going to sell her car soon.*



# Present Continuous/Present Simple

**Be (am/is/are) + Ving**

I'm driving/He's driving...

We aren't going...

Are you meeting...?- Yes, I am./No, I'm not.

**V/Vs**

I go.../He goes.../They go...

We don't play.../She doesn't play...

Do you visit...? – Yes, I do./No, I don't.



# USE:

- **Present Continuous** используется для выражения действий, которые точно произойдут в результате договоренности.

*We are going to St. Petersburg tomorrow.*

*What are you doing tonight?*

- **Present Simple** используется для выражения действий, происходящих согласно программе, расписанию.

*My train to Moscow leaves at 7.15 am.*

*The show starts at 6pm. Don't be late!*



# NOTE




После слов if,while,before,after, as soon as, as, by the time, when в придаточном предложении формы будущего времени не используются!

***If** he is late again, I'll be very angry.*

*I'll have done my homework **by the time** my parents come home.*

*They won't leave **until** they finish their work.*



# So Much For The Theory!

