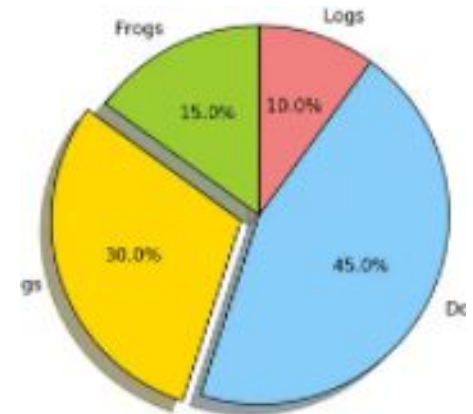
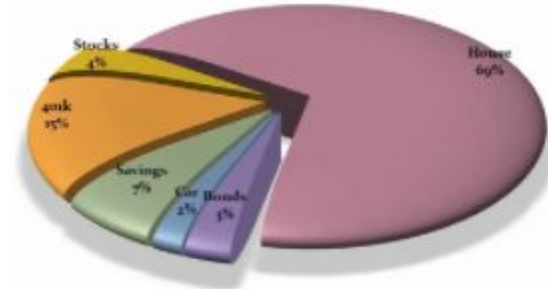
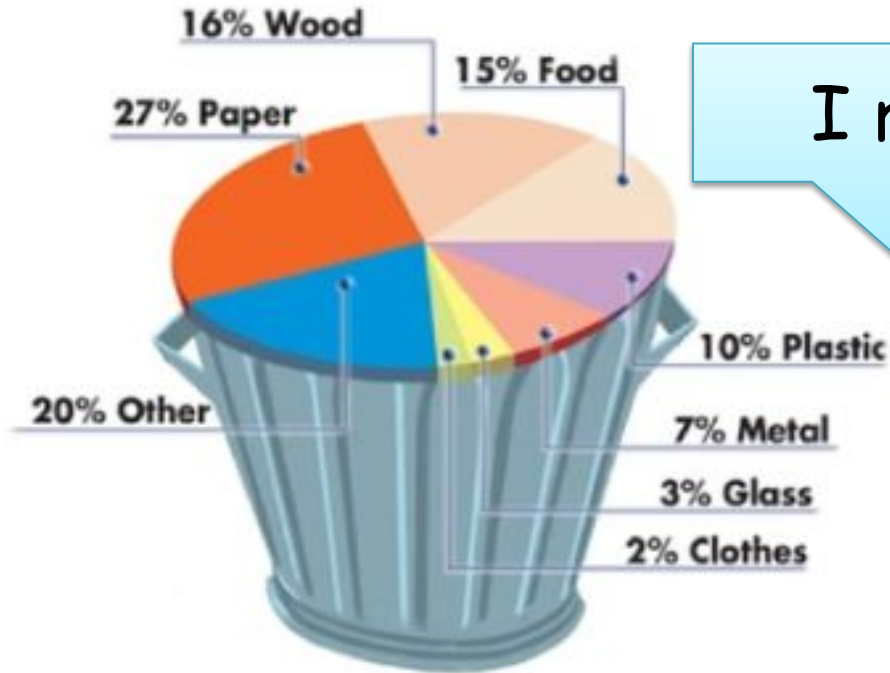




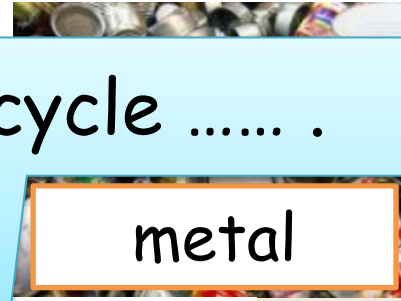
A pie chart is used to illustrate the relative proportions of a group of things.



Look at the pie chart. What makes up our rubbish? Which of these do you recycle?



I recycle .....



Learn new words.

мусоровоз

процесс

ОТХОДЫ

сберегать

ЛОГОТИП  
использования  
вторсырья

производить

ресурсы

ликвидировать

показывать

свалка

сортировка



recycling truck

eliminate

landfills

chasing arrows

sorting

waste



eliminate



Read the text and complete the gaps with the correct word formed the words in brackets. Listen and check.



1 Do you wonder what happens to the materials you recycle? Think of the recycling logo with the three 'chasing arrows'. Each of them is a **represents** of one part of the **process**.



2 Recycling starts when you put your rubbish in the recycling bins. A **recycling truck** collects all the materials and takes them to recycling facilities for .... **sorting**

3 From there, they are sent to factories and new products are **manufactured**. This is the second part of the process. The third part is where the .... **consumer** comes in. Recycled materials are everywhere, even in the clothing we wear.

4 Buying clothes made from recycled material makes recycling work and completes the recycling loop. Look at my fleece jacket and gloves for example. Here they are! They are great, aren't they? Believe it or not, they are all made of **recycled** plastic!

5 Next time you go shopping for clothes and accessories, look for items which **display** the recycling logo. This way you help the **conserve** of precious **resources** and **eliminate** waste overflow in **landfills**.

6 Remember you are the **driving** force.

7 Only you can persuade **manufacturers** to produce recycled products.



fleece jacket



gloves

Match the definitions.

recycling truck

conserve

manufactured

eliminate

landfills

chasing arrows

resources

display

sorting

waste

process

A large hole in the ground in which we throw rubbish and then bury it once it is full

Use the text to give a 2-minute of recycling. In the talk: \_\_\_\_\_

- explain what the logo means

Chasing arrows

### ***Suggested Answer Key***

*Man is producing more and more waste and that is why it is so important to recycle as much as possible. Otherwise we will use up all our resources and be overrun with waste and rubbish.*

*The recycling logo consists of three chasing arrows each representing a stage in the recycling process: rubbish is put in the correct bin, material is collected by recycling trucks, and lastly the consumer buys products made from recycled material.*

To reduce the rubbish

To put in the correct bin

*Some materials such as glass and aluminium can be recycled over and over again so it makes sense to recycle drinks cans and bottles rather than throw them away. You can help by buying recycled products. Clothes, glass products, paper products and much more can all be purchased in recycled varieties. Come on! Help reduce the rubbish by recycling and buying recycled products today!*

Made from recycled material

To use up all resources

To buy recycled products

ks



What do you recycle at home or at school? Make a list and compare it with your partner.

