


Focus on Listening

A2



ЯЗЫКОFF
(812) 970 16 07



ЦЕНТР
ИНОСТРАННЫХ
ЯЗЫКОВ




Pre-Listening. Task 1

Next

Match the pictures with the phrases

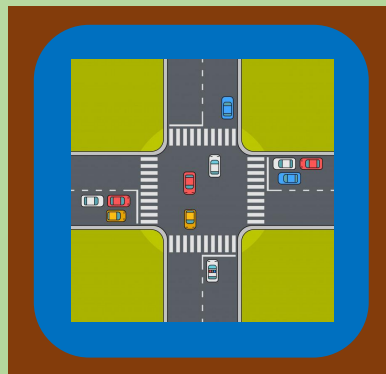
(Click on the picture to check. Click on the phrase to see the translation)



Walk past
the cinema



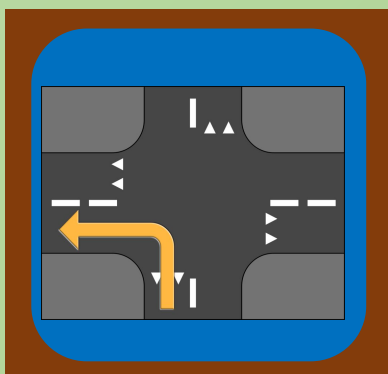
Turn right



Crossroads



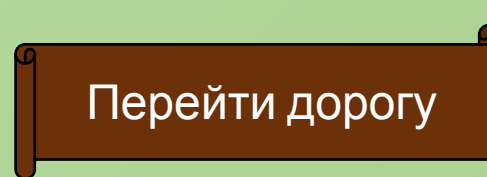
Cross the
road



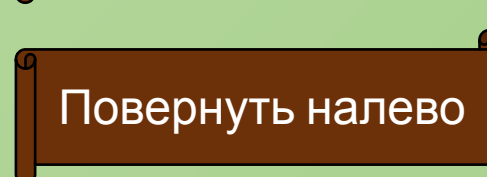
Turn left



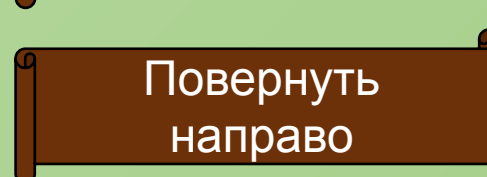
Pedestrian
crossing



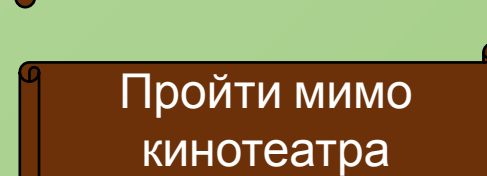
Cross the
road



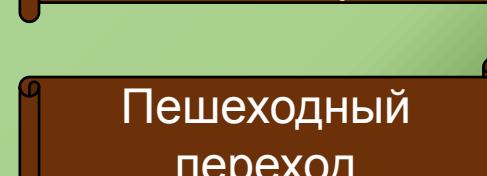
Turn left



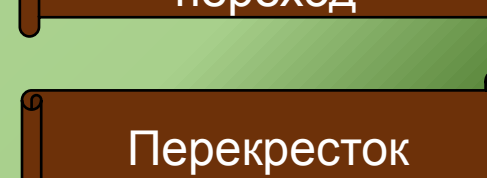
Turn right



Walk past the
cinema



Pedestrian
crossing



Crossroads

Pre-Listening. Task 2

Next

Match the words with their definitions

(Click on the definition to check. Click on the word to see the translation)

Сложный

(adj) difficult to understand, explain

(ad) quite, to some degree

Довольно,
весьма

(ad) quite, to some degree

(n) the course on which something is moving

По
крайней

as much as; more than

(adj) difficult to understand, explain

Сторона

(n) a place or direction that is away from the center

as much as; more than

Направлени
е

(n) the course on which something is moving

(n) money in the form of coins rather than notes

Холм

(n) an area of land that is higher than the land around it

(n) an area of land that is higher than the land around it

Мелочь

(n) money in the form of coins rather than notes

(n) a place or direction that is away from the center



Listening.

Listen to the recording. Click on the “task buttons” to do the tasks



Listening
Task 1

Listening
Task 2

Post-List
ening
Task 1

Post-List
ening
Task 2



Listening. Task 1

Task
2

Listen to the recording and choose the correct word.
(Click on the variants to check)

1 The tram _____ is very near.

station

stop

2 Cross the main road at the pedestrian _____.

crossing

cross

3 Make sure you are going in the right _____.

way

direction

4 Get _____ at the tram stop opposite the big supermarket.

off

out

5 Walk up Orwell Street until you come to a _____.

cross

crossroads

6 How long will it _____ me?

take

last



Listening. Task 2

Task
1

Listen to the recording again and complete the sentences
(Click on the sentences to check)

1. The best way is to take a taxi, but a taxi will cost at least 15 pounds each way.

2. She could take a bus but it's easier and quicker to take a tram.

3. She will need to go out of the station.

4. Sarah will need to take a tram that is going to the airport.

5. She should walk up Orwell street for about half a mile.

6. She will need the correct change for the tram.

7. She could walk to the stadium, but it will take about 45 minutes.

8. She will need to walk past the cinema.

Post-listening
tasks

Back to
the audio

Post-Listening Task 1

Complete the phrases using the words in the box.
(click on the words to check)

Task
2

1. Go over the bridge.
2. Walk along the footpath.
3. Walk up the hill.
4. Turn left into Hall Street.
5. Get off the bus.
6. Go out of the station.
7. Walk past the cinema.



Back to
the audio

Post-Listening. Task 2

Task
1

Are the following questions correct or incorrect? Correct the incorrect sentences
(Click on the sentences to check)

1. Excuse me. Can you tell me how **I can** get to the railway

2. Correct

3. Correct

4. Excuse me. Do you know where the bus stop **is**?

5. Correct

Back

Pre-Listening. Task 1

Match the pictures with the phrases

(Click on the picture to check. Click on the phrase to see the translation)

Next



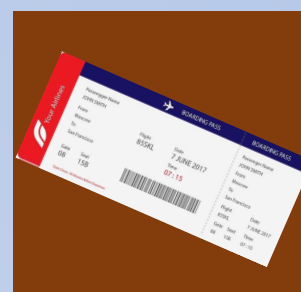
Luggage




Scales




A bottle of perfume



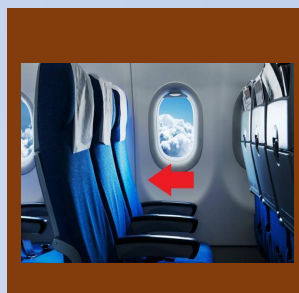
Boarding pass



Security check



Aisle seat



Window seat



Departure lounge

Проверка безопасности

Security check

Место у прохода

Aisle seat

Зал отправления

Departure lounge

Флакон парфюма

A bottle of perfume

Багаж

Luggage

Весы

Scales

Место у окна

Window seat

Посадочный талон

Boarding pass

Pre-Listening. Task 2

Next

Match the words with their definitions

(Click on the definition to check. Click on the word to see the translation)

подтверждение

a response which shows
that information is true

something you can do,
you're allowed to do

разрешенный

something you can do,
you're allowed to do

not cared for or watched

без присмотра

not cared for or watched

a response which shows
that information is true

запрещенный

something you can't do;
not allowed to do

something you can't do;
not allowed to do

выход на
посадку

a way out from the
terminal to the plane

something happens later
than it should

задержка

something happens later
than it should

a way out from the
terminal to the plane



Listening

Listen to the recording. Click on the “task buttons” to do the tasks



Listening
Task 1

Listening
Task 2

Post-Liste
ning Task
1

Post-Liste
ning Task
2

Listening. Task 1

Task 2

Listen again. Read the statements and say if they are true or false.
(Click on the statements to check)



1. False. She's travelling alone.

2. True.

3. True.

4. False. Her case is inside the permitted weight allowance.

5. False. She's got a small bottle of perfume.

6. False. She prefers an aisle seat.

7. True.

Listening. Task 2

Task 1

Listen to the recording again and complete the sentences
(Click on the sentences to check)



1. May I see your passport, please?

2. Did you pack your bag yourself?

3. Have you seen the list of prohibited items for hand luggage ?

4. Now, would you prefer an aisle seat or a window seat?

5. Watch the screens for the boarding gate once you're in the departure lounge.

Post-listening
tasks

Back to
the audio

Post-Listening. Task 1

Task 2

Match the beginning and end of these instructions
(click on the beginnings to check, click on the ends to see the translation)



Back to
the audio

Post-Listening. Task 2

Task 1

Complete the conversation at the check-in desk.

(Click on the black box to check, click on the words to see the translation)

Check-in clerk: Can I see your **ticket**, please?

Passenger: Sure, I'd like a **window** seat, please. I like to see outside.

Check-in clerk: I'm afraid the plane's nearly full. There are **none** left.

Passenger: Well, can I have an **aisle** seat then?

Check-in clerk: yes, ma'am. Here's your **boarding pass**. Gate 34.
Do you have any **baggage**?

Passenger: Yes, just one **suitcase**.

Check-in clerk: Did you **pack** it yourself?

Passenger: Yes, I did.

Check-in clerk: OK, then. Could you put it on the **scales**, please?

чемодан

ОКНО

паковать

посадочный
талон

НИЧЕГО

билет


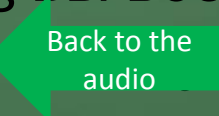

багаж

проход

ВЕСЫ

Back

Инструкции

1. Выберите аудио, с которым будете работать (из 2х предложенных)
2. Работа с аудио делится на три этапа: pre-listening (до аудирования), listening (аудирование), post-listening (после аудирования).
3. При переходе с одного задания на другое используйте кнопку  Next
4. Описание задания дано в самом верху слайда.
5. При выполнении заданий post-listening вы всегда можете вернуть на само аудио, нажав  Back to the audio
6. Если Вы перешли на аудио в процессе выполнения задания, вернуться на задание вы сможете, нажав на соответствующий номер задания на кнопке  Task 1



Back