

University Lyceum 1511 pre-University MEPhI,
Russia

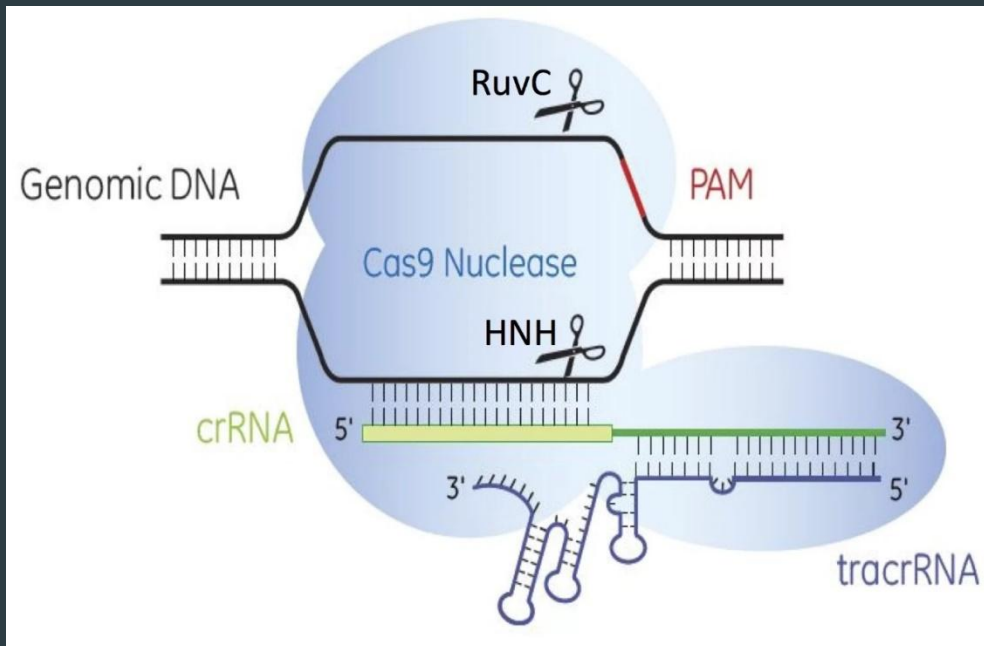
Software development for the detection of pam sequences in the CRISPR/Cas system

Authors:

Scientific adviser:

Структуру, которую я написала, можно не на один слайд. Например схема работы программы или описание криспера.


Описываете кратко смысл System CRISPR CAS



- **CRISPR** (clustered regularly interspaced short palindromic repeats) - prokaryotic analogue of the immune system of vertebrates, allowing to protect single cells of prokaryotes from destruction by phages. This system works in the cells of 90% of archaea and 50% of bacteria

Здесь актуальность и новизна. Найдите в статьях про криспер.
Значимость и новизна: создание нового приложения для
блаблабла.
The first study

Short Tandem Repeats (STRs)



Genomic structures corresponding to CRISPRs were observed for the first time in 1987 in *E. coli* and were subsequently found in other microorganisms under different names.

Цель исследования: Разработка приложения для определения РАМ-последовательности Cas-эффекторов

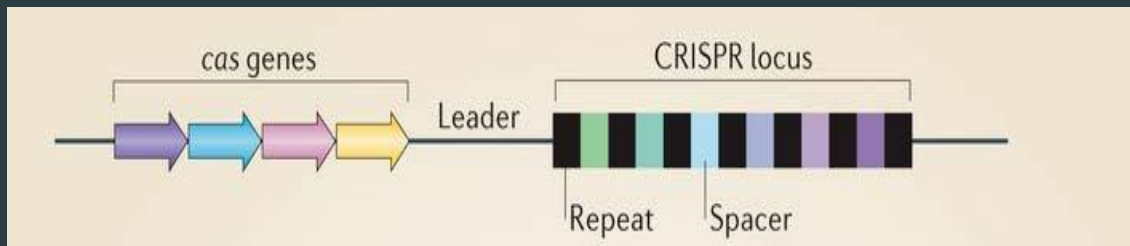
Задача 1: Разработать биоинформатический инструмент (*in silico*) для предсказания РАМ-последовательности Cas-эффектора.

Подзадачи:

Определение общей структуры алгоритма поиска РАМ-последовательности

Написание программных модулей для реализации отдельных шагов алгоритма.

Composition CRISPR CAS



- The immune function of CRISPR systems was discovered in 2005, the CRISPR system consists of two fundamental components: CRISPR cassettes and Cas proteins. Each functional cassette contains three types of elements: lead sequence, spacers, and repeats.

Методы проведения исследования.

Структура работы.

Эмпирический и экспериментальный (из присланной мной презентации берите)

- Repeats within one cassette, as a rule, are identical to each other in sequence and length, less often — can differ in one or two, most often terminal, nucleotides.

GTTTTAGAGCTATGCTGTTTTGAATGGTCCCAAAAC

GTTTTAGAGCTATGCTGTTTTGAATGGTCCCAAAAC

GTTTTAGAGCTATGCTGTTTTGAATGGTCCCAAAAC

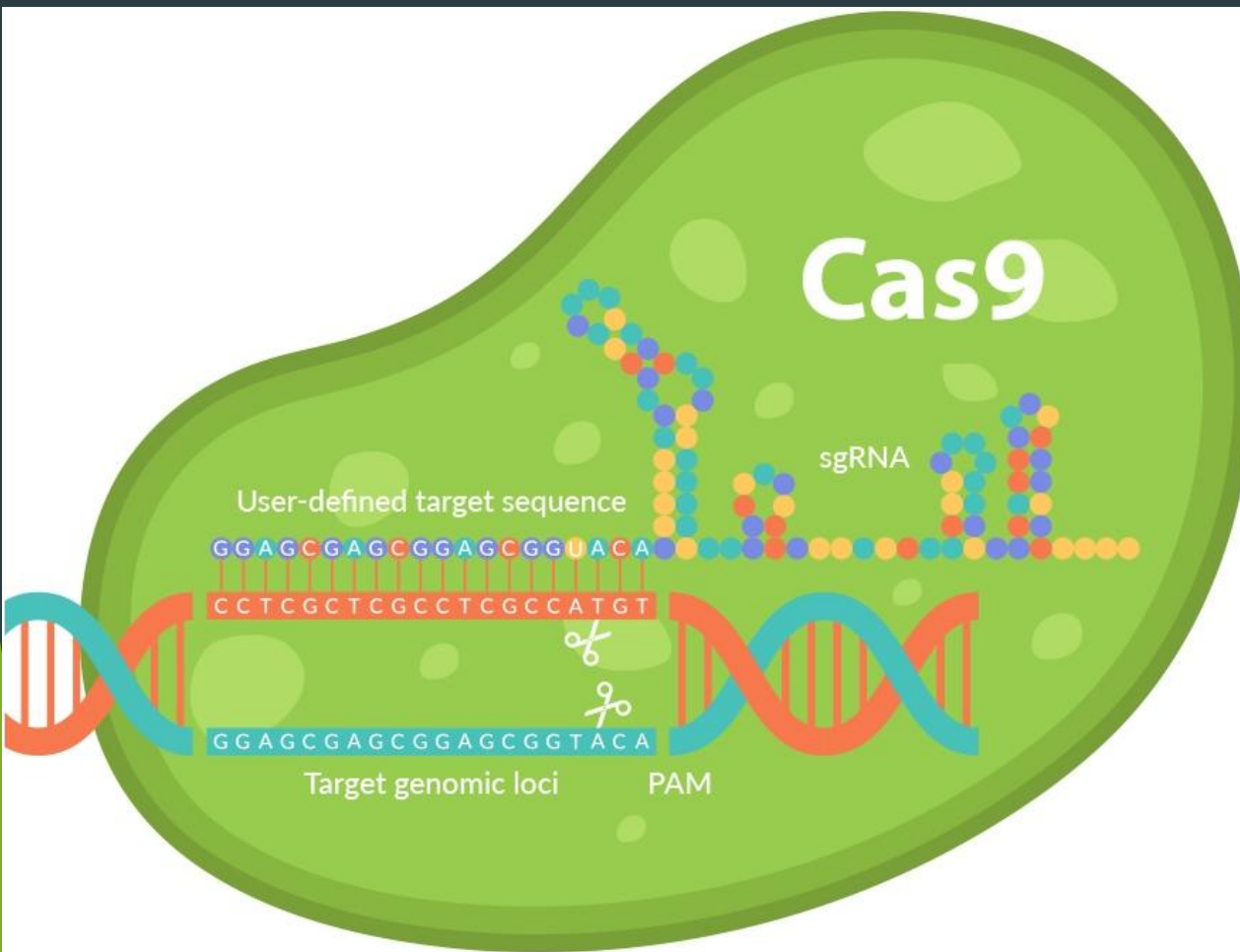
GTTTTAGAGCTATGCTGTTTTGAATGGTCTCCATTC

Принцип работы программы. Что она делает и как. Я не знаю про программы. На какой основе она создана. Вам лучше знать.

```
GGGTGGTTGGCTGACGCATCGCAATATTA  
AGGAATATCCGCAATAATTAATTGCTCTCT  
TAAATTTGTTTAGCAGGTAAACCGTGCTTT
```

- Spacers are unrelated, non-recurring, short sequences located between the repeats and occur from fragments of foreign genetic elements that fall within the prokaryotic cell and called protospacer. The length of the spacers within the cassette is approximately equal to the length of the repeats. A set of spacers in strains of the same species is usually very different.

Результаты. Что в итоге получили. Воды
можно немного налить. Строчек на 7.



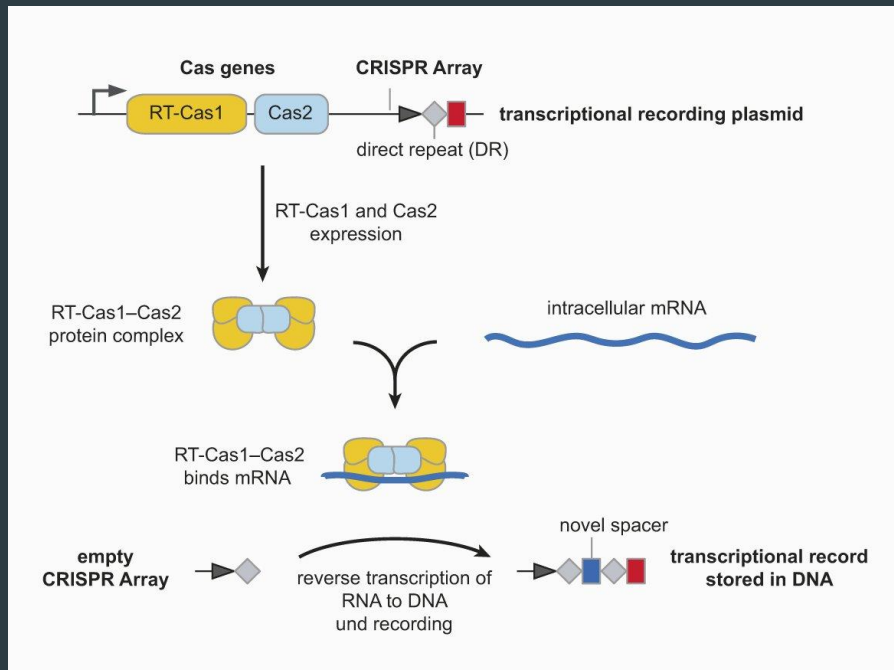
First understanding of the CRISPR/Cas System function emerged after the discovery of a correspondence of the presence of some crisper spacer to sequences occurring in plasmids or plasmids. This led, in turn, to the assumption that they were involved in protecting against invasion of genetic elements.

Выводы и возможные перспективы.

Как вы знаете, они безграничны.

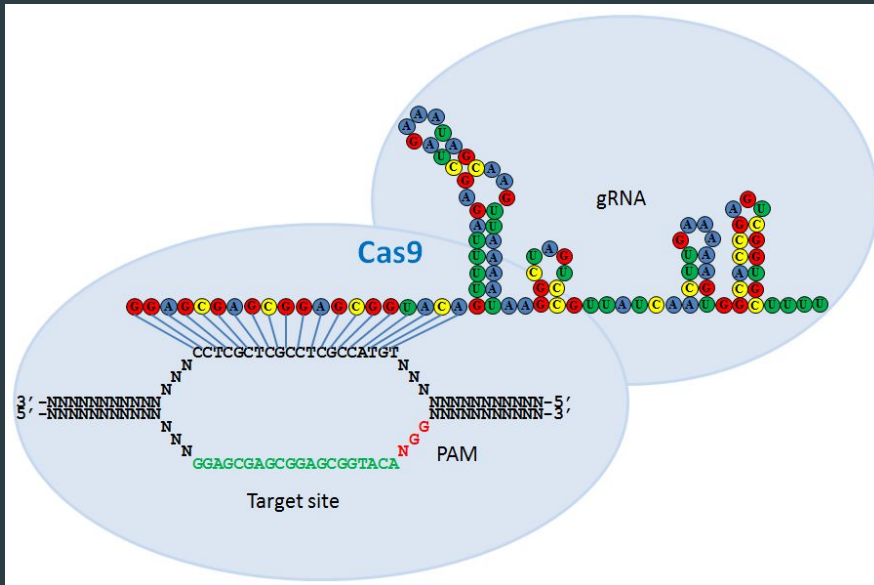
Молекулярная биология, генная инженерия.

When the virus enters a bacterium or archaea equipped with a CRISPR system, the adaptive functional module of the system is activated: specific Cas proteins. Common to all microorganisms are Cas1 and Cas2, which are cut from the alien genome special episodes procaspases. Pick up procaspases in some cases helps and effector protein. Proteins select sites near a particular sequence of PAM (protospacer adjacent motif) — just a few nucleotides that have been identified near one end of protospacers but are not the same for different CRISPR systems. Then these same adaptive proteins embed the fragment in the CRISPR cassette, always on the one hand — in the leader sequence.

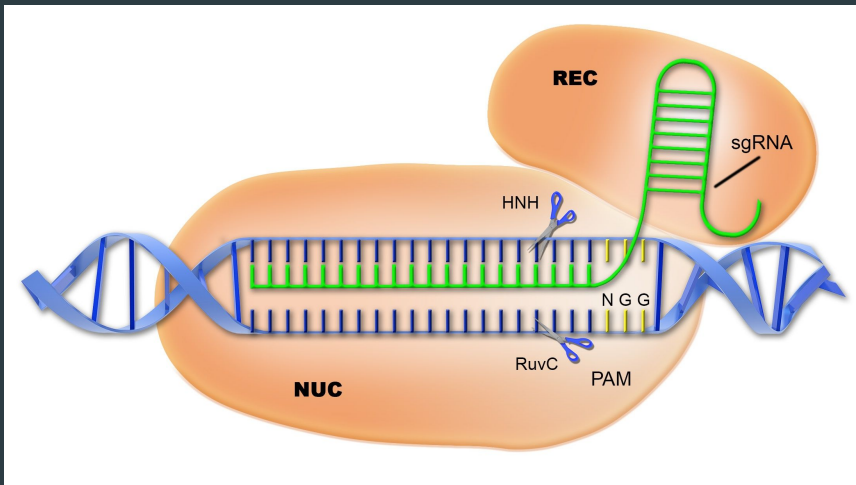


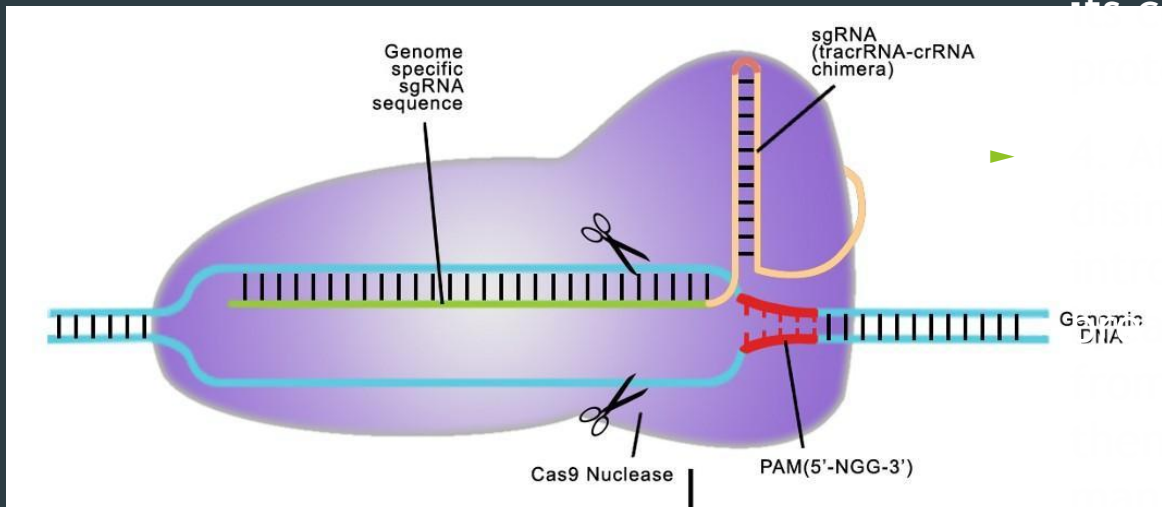
The molecular scenario of destruction of foreign DNA using CRISPR-CAS

- 1. The CRISPR array is transcribed and subsequently processed into separate units called CRISPR RNA (crRNA).



- ▶ 2. Ribonucleoprotein complex (Cascade + shrink) scans of the alien DNA, looking for PAM motifs and anchor areas. For recognizing protospacer the required number of interactions: 1) PAM motif near protospacer associated with the unstructured loop of the protein Cse1; 2) 7 nucleotides of the 3'-end of the protospacer complementarily interact with the corresponding part of the Srna. This region of the spacer/protospacer is called the anchor region





- 3. Cascade-a complex associated with an alien DNA target, changes its conformation and recruits cas9 protein.

- After some time, the complex integrates into subunits. Cas9 produces a large number of cuts in the alien DNA, starting from the place of its landing and in a more or less random manner — until its complete destruction.

Urgency

Since CRISPR/Cas technology is currently one of the fastest growing areas of modern biotechnology, the implementation of the task set by the organizers of the competition is relevant and promising.